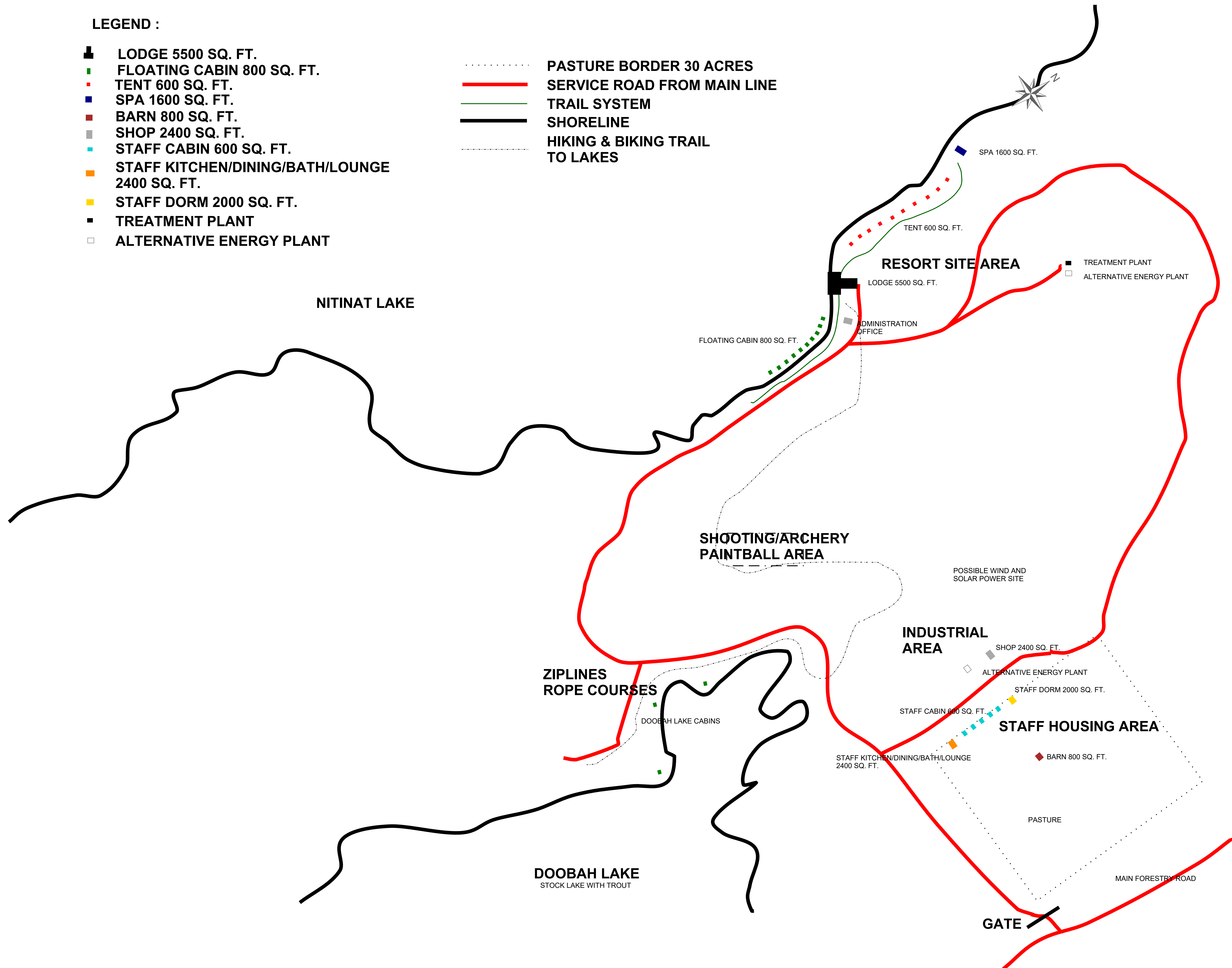


LEGEND :

- ▬ LODGE 5500 SQ. FT.
- ▬ FLOATING CABIN 800 SQ. FT.
- ▬ TENT 600 SQ. FT.
- ▬ SPA 1600 SQ. FT.
- ▬ BARN 800 SQ. FT.
- ▬ SHOP 2400 SQ. FT.
- ▬ STAFF CABIN 600 SQ. FT.
- ▬ STAFF KITCHEN/DINING/BATH/LOUNGE 2400 SQ. FT.
- ▬ STAFF DORM 2000 SQ. FT.
- ▬ TREATMENT PLANT
- ▬ ALTERNATIVE ENERGY PLANT

- ⋯ PASTURE BORDER 30 ACRES
- SERVICE ROAD FROM MAIN LINE
- TRAIL SYSTEM
- SHORELINE
- HIKING & BIKING TRAIL TO LAKES



#2-2204 South Island Highway
Campbell River, BC V9W 1R3
778-420-1105

NITINAT LAKE LODGE

NITINAT LAKE BC.

Document Date:
April 28 2018

Document Phase:
Schematic Design


rev.	date	remark

SITE PLAN

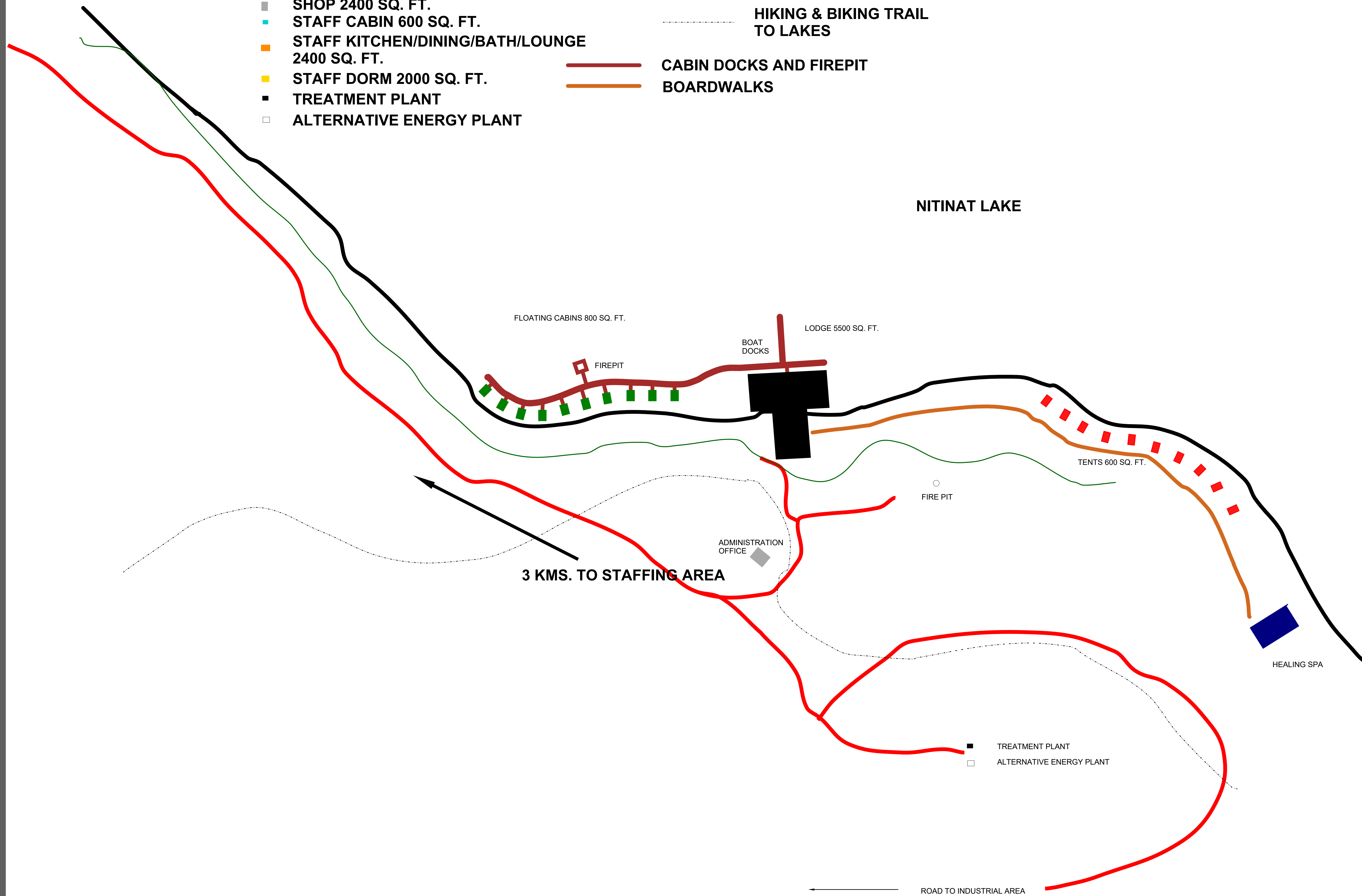
A1.1

LEGEND :

- ▣ LODGE 5500 SQ. FT.
- ▣ FLOATING CABIN 800 SQ. FT.
- ▣ TENT 600 SQ. FT.
- ▣ SPA 1600 SQ. FT.
- ▣ BARN 800 SQ. FT.
- ▣ SHOP 2400 SQ. FT.
- ▣ STAFF CABIN 600 SQ. FT.
- ▣ STAFF KITCHEN/DINING/BATH/LOUNGE 2400 SQ. FT.
- ▣ STAFF DORM 2000 SQ. FT.
- ▣ TREATMENT PLANT
- ▣ ALTERNATIVE ENERGY PLANT
- ⋯ PASTURE BORDER 30 ACRES
- SERVICE ROAD FROM MAIN LINE
- TRAIL SYSTEM
- SHORELINE
- ⋯ HIKING & BIKING TRAIL TO LAKES
- CABIN DOCKS AND FIREPIT
- BOARDWALKS



#2-2204 South Island Highway
Campbell River, BC V9W 1R3
778-420-1105



NITINAT LAKE LODGE

NITINAT LAKE BC.

Document Date:
April 28 2018

Document Phase:
Schematic Design

rev.	date	remark

DETAIL SITE PLAN

A1.2